

Commack Middle School Guide Book for Families



This document contains answers to many of the questions you may have about Commack Middle School. Remember, you can always talk to any Teacher, School Counselor, Administrator or any staff member if you need any assistance.

TABLE OF CONTENTS

[GENERAL INFORMATION](#)

[LOCKERS](#)

[COUNSELING CENTER](#)

[TECHNOLOGY FOR FAMILIES](#)

[LUNCH & THE CAFETERIA](#)

[ARRIVAL TO SCHOOL & EARLY PICK UP](#)

[DISMISSAL FROM SCHOOL & LATE BUSES](#)

[QUICK LINKS & CONTACT INFORMATION](#)

GENERAL INFORMATION

The Middle School is divided into teams amongst the grade levels. The teachers and counselors of each team meet together weekly to discuss academics and/or social issues as they relate to individual students and entire classes. All educators work collaboratively with mental health staff, administrators, and parents to ensure that the developmental, social, emotional and academic needs of individual students are met.

All students at Commack Middle School learn through the Middle Years Program (MYP). MYP provides a framework of academic challenge that allows students to connect what they learn in school to the outside world, thereby producing a culture of global-minded learners. The MYP is focused on encouraging students to become critical and reflective thinkers. The Middle Years Program is inclusive and focused on every child. The MYP is designed to help students find a sense of belonging in this ever-changing and increasingly interrelated world and to foster their positive attitude toward learning.

1. Courses

● Main Academic Classes:

Main academic classes include: English, Math, Science, Social Studies, World Language. These classes are located in a designated area of the school depending on which “house” your child is assigned to. 6th grade students will be assigned to the “E” house, and 7th and 8th grade students will be assigned to either the “C” house or “D” house. Students will have the opportunity to select a world language class beginning in 6th grade. Students have the option to study Spanish, Italian, or French.

● Homeroom:

Homeroom is the same location as first period and a time for students to take care of errands they may have within the school. Daily announcements will be shared during homeroom. If students miss the announcements, they can access them by clicking here: [CMS Announcements](#).

● Extended Learning Opportunity (ELO):

ELO is a scheduled class where independent work takes place. Students should take advantage of the opportunity to complete work or tasks associated with curricular courses. Students will have designated time for independent work and independent reading.

- **Wheel (Art, Family Consumer Science, Health, Technology):**

Students will be enrolled in four classes throughout the school year, taking one of each class every day and rotating each quarter. Students will take each wheel class during each school year.

- **Enrichment:**

Students in 7th and 8th grade may have the opportunity to take an enrichment class. These courses meet every other day for the entire year, are project-based, and include curricula that meet the needs of different learners within the same class. For additional information about enrichment classes, please click the following link: [Enrichment Courses](#) Enrichment courses offered are as follows:

- Building & Beyond - Math & Science Research -Science History & Cinema - Digital Media - Forensics - The Writer's Studio - Gaming & Coding - Project Invention -Theater
- Leaders of Tomorrow - Robotics

- **Music:**

Students are able to choose which music class they would like to participate in. Students can choose to take Band, Chorus, Orchestra, or General Music. Students who are in Band or Orchestra and would like to participate in Chorus, will have the option to take Lunch Chorus.

This is just a general overview of courses, for specific information, please access the [6th Grade Curriculum Guide](#), or [7th and 8th Grade Curriculum Guide](#).

2. Extra Help

All teachers offer extra help. Extra help time and day is determined by each classroom teacher. Morning extra help begins at 7:15am. Afternoon extra help begins directly after school until 3:30pm. Students should check with each teacher to find out when their extra help is offered.

3. Passes to Leave Class

Students who need to leave the classroom for any reason, should ask their teacher for a pass. The teacher will write and sign a pass that will then be verified when they arrive at their destination. When they leave their destination a pass will be issued to show their teacher when they return to class.

4. Bathrooms

Bathrooms are located in each “house” of the building. Each “house” has a boys and girls restroom. Single stall restrooms are located in the “C” house and by the cafeteria.

5. Chromebooks

Every student at Commack Middle School has their own Chromebook for school use. The Chromebook should be brought to school each day and home each afternoon as students will need it at both places. Students should treat their Chromebook like any other school-issued item and take care of it. If issues arise with their Chromebook, our dedicated Instructional Technology staff is available to assist them. Chromebook help is available throughout the school day. Ask your homeroom teacher or school counselor where to go for help.

6. Clubs and Activities

The middle school offers a variety of clubs to all its students. A list of clubs is posted on our website and can be accessed by clicking here: [Clubs & Activities](#). Students who wish to join a club should listen to the PA announcements for that club's meeting time and place, then plan to attend the meeting. Clubs offered include areas of interest in Art, Music, Honor Societies (application required), Nature & Animals, Athletics, Creativity & Writing.

- 6th Grade Math Olympiads
 - 24 Math Club
 - Art Club
 - Art & Literary Club
 - Beekeeping Club
 - Best of Buddies Club
 - Cause for Paws
 - Chamber Orchestra
 - Chess Club
 - Digital Media Club
 - Fashion, Sewing & Crafts Club
 - Fitness Club
 - Flip It
 - FLL Research & Robotics
 - Geography Club
 - History & Research Club
 - International Cooking Club
 - Jazz Band
 - Lego Club
 - Mock Trial/Debate Team
 - Musical Show Cast & Crew
 - Nature Explorers & Earth Protectors
 - Newspaper Club
 - Pay It Forward
 - Pay It Forward
 - Pride Club
 - Rocket Club
 - School Store
 - Science Olympiad
 - The Scrapsters Club
 - Select Band
 - Select Chorus
 - Service Club
 - Stage Band
 - Student Government
 - Treble Singers
 - Yearbook Club
 - Yoga Club
-

7. Bell Schedule

Regular			2-Hour Delay			1-Hour Delay		
Period	Time Regular	Duration	Per.	2-hour delay	Duration	Per.	1-hour delay	Duration
2 min.	7:48	NA	2 Min.	9:48	NA	2 Min.	8:48	NA
Arrival HR Per. 1	7:40-7:50 7:50-7:55 7:55-8:36	10 min. 5 min. 41 min.	1	9:40-9:50 9:50-9:54 9:54-10:22	10 min. 4 min. 28 min.	1	8:40-8:50 8:50-8:55 8:55-9:30	10 min. 5 min. 35 min.
2	8:40-9:21	41 min.	2	10:26-10:54	28 min.	2	9:34-10:08	34 min.
3	9:25-10:06	41 min.	3	10:58-11:26	28 min.	3	10:12-10:46	34 min.
*4	10:10-10:51	41 min.	*4	11:30-11:58	28 min.	*4	10:50-11:25	35 min.
*5	10:55-11:36	41 min.	*5	12:02-12:30	28 min.	*5	11:29-12:04	35 min.
*6	11:40-12:21	41 min.	*6	12:34-1:02	28 min.	*6	12:08-12:43	35 min.
*7	12:25-1:06	41 min.	*7	1:06-1:34	28 min.	*7	12:47-1:22	35 min.
8	1:10-1:51	41 min.	8	1:38-2:06	28 min.	8	1:26-2:00	34 min.
9	1:55-2:38	43 min.	9	2:10-2:38	28 min.	9	2:04-2:38	34 min.

8. Sample Schedule- 6th grade

	Term MP1 (08/08/21- 11/12/21)	Term MP2 (11/13/21- 01/28/22)	Term MP3 (01/29/22- 04/08/22)	Term MP4 (04/09/22- 06/24/22)
1	A600-23 ELA 6 Drago, Tina Rm: E-4 Team: 2	A600-23 ELA 6 Drago, Tina Rm: E-4 Team: 2	A600-23 ELA 6 Drago, Tina Rm: E-4 Team: 2	A600-23 ELA 6 Drago, Tina Rm: E-4 Team: 2
2	A600L-23 ELA 6 LAB Drago, Tina Rm: E-4 Team: 2	A600L-23 ELA 6 LAB Drago, Tina Rm: E-4 Team: 2	A600L-23 ELA 6 LAB Drago, Tina Rm: E-4 Team: 2	A600L-23 ELA 6 LAB Drago, Tina Rm: E-4 Team: 2
3	F600-6 ART IN THE STUDIO 6 Cooley, Harold Rm: A-3	G600-11 FAMILY/CONSUMER SCI 6 O'Donnell, Georgi Proctor Rm: A-18	H600-1 HEALTH 6 Sita, Donna Rm: C-2	I600-12 DESIGN TECHNOLOGY 6 Murray, John Rm: A-6
4	Y600-43 6th GRADE LUNCH Rm: CAFE	Y600-43 6th GRADE LUNCH Rm: CAFE	Y600-43 6th GRADE LUNCH Rm: CAFE	Y600-43 6th GRADE LUNCH Rm: CAFE
5	J600-2 (Day 1) GENERAL MUSIC 6 Sanders, Britney Rm: A-10	J600-2 (Day 1) GENERAL MUSIC 6 Sanders, Britney Rm: A-10	J600-2 (Day 1) GENERAL MUSIC 6 Sanders, Britney Rm: A-10	J600-2 (Day 1) GENERAL MUSIC 6 Sanders, Britney Rm: A-10
	K600-8 (Day 2) PE 6 ALT DAYS Claps, Sharon Rm: GYM Claps	K600-8 (Day 2) PE 6 ALT DAYS Claps, Sharon Rm: GYM Claps	K600-8 (Day 2) PE 6 ALT DAYS Claps, Sharon Rm: GYM Claps	K600-8 (Day 2) PE 6 ALT DAYS Claps, Sharon Rm: GYM Claps
6	B600-23 SOC ST 6 Herbold, Mary Ellen Rm: E2-19 Team: 2	B600-23 SOC ST 6 Herbold, Mary Ellen Rm: E2-19 Team: 2	B600-23 SOC ST 6 Herbold, Mary Ellen Rm: E2-19 Team: 2	B600-23 SOC ST 6 Herbold, Mary Ellen Rm: E2-19 Team: 2
7	D600-23 SCI 6 Treboux, Jeffrey Rm: E2-7 Team: 2	D600-23 SCI 6 Treboux, Jeffrey Rm: E2-7 Team: 2	D600-23 SCI 6 Treboux, Jeffrey Rm: E2-7 Team: 2	D600-23 SCI 6 Treboux, Jeffrey Rm: E2-7 Team: 2
8	P6100-81 (Day 1) ELO 6 Wells, Kimberly Rm: E-3	P6100-81 (Day 1) ELO 6 Wells, Kimberly Rm: E-3	P6100-81 (Day 1) ELO 6 Wells, Kimberly Rm: E-3	P6100-81 (Day 1) ELO 6 Wells, Kimberly Rm: E-3
	E600-6 (Day 2) SPANISH 6 Rizzo, Lauren Rm: C2-8	E600-6 (Day 2) SPANISH 6 Rizzo, Lauren Rm: C2-8	E600-6 (Day 2) SPANISH 6 Rizzo, Lauren Rm: C2-8	E600-6 (Day 2) SPANISH 6 Rizzo, Lauren Rm: C2-8
9	C600-23 MATH 6 Hidalgo, Michelle Rm: E-7 Team: 2	C600-23 MATH 6 Hidalgo, Michelle Rm: E-7 Team: 2	C600-23 MATH 6 Hidalgo, Michelle Rm: E-7 Team: 2	C600-23 MATH 6 Hidalgo, Michelle Rm: E-7 Team: 2

9: Supply List

6 th Grade	7 th Grade	8 th Grade
School issued agenda Binder <ul style="list-style-type: none"> either a 1" for each class, or 2 larger binders to be shared by multiple classes Colored pencils or crayons Dividers Glue stick Highlighters Independent reading book Loose leaf paper Pens (black and blue) Pen (red) Pencil case #2 Pencils and erasers Pencil sharpener Pocket folders (4 - 5) Post-it notes (3" x 3") Scissors Fine tip Sharpie Headphones to be used with chromebook Fully Charged Chromebook and charger.	School issued agenda Binder <ul style="list-style-type: none"> either a 1" for each class, or 2 larger binders to be shared by multiple classes Calculator <ul style="list-style-type: none"> Texas Instruments Model TI-30XIIS (approx. \$15) Colored pencils or crayons Composition notebook Dividers Glue stick Highlighters Independent reading book Loose leaf paper Pens (black and blue) Pen for corrections (red , green, etc.) Pencil case #2 Pencils and erasers Pencil sharpener Pocket folders (4 - 5) Post-it notes (3" x 3") Ruler/Straight Edge Scissors Graph paper Headphones to be used with chromebook Fully Charged Chromebook and charger.	School issued agenda Binder <ul style="list-style-type: none"> either five 1" binders, or 2 large (2") binders to be shared by multiple classes *Calculator <ul style="list-style-type: none"> Texas Instruments Model TI-30XIIS (for students taking Math 8); OR TI-84 Graphing Calculator (for students taking Algebra I) BIC 4-Color Pen Colored Pencils Ruler/straight edge Dividers – one set per 2" binder Highlighters Loose leaf paper Pens (black and blue) Pen for corrections – (red, green, etc.) Pencil case #2 Pencils and erasers Pencil sharpener Pocket folders (4 - 5) Post-it notes (3" x 3") Reinforcements Headphones to be used with chromebook Fully Charged Chromebook and charger.
<u>Optional but very helpful:</u> 3-hole punch Mini stapler and staples Reinforcements Tissues White out Wireless Mouse	<u>Optional but very helpful:</u> 3-hole punch Mini stapler and staples Reinforcements Tissues White out Wireless Mouse	<u>Optional but very helpful:</u> 3-hole punch Reinforcements Tissues White out Wireless Mouse <u>Suggested items to be kept at home:</u> Ruler/straight edge; graph paper; colored pencils; markers, or crayons; glue stick; loose leaf paper; mini stapler; staples and staple remover; scissors; a container for filing and storing school papers, notes, etc (e.g. an accordion file).

Please plan to replenish looseleaf, pens, pencils, etc. throughout the school year.

*Graphing calculators may be borrowed from the school library, at parents' preference.

I STILL HAVE QUESTIONS...

I still have a question about...	For the answer, contact...
Navigating the school building	Any teacher, School Counselor, or a Security Guard
Course information	6th Grade Curriculum Guide or 7th and 8th Grade Curriculum Guide

LOCKERS

1. Finding your Locker

Lockers are assigned throughout the school on both the first and second floors. Lockers are numbered by house and individual locker number. Student's locker information can be found at the bottom of their schedule.

2. Issues with your Locker

Students who are having trouble opening their locker should not worry. Locker repair forms are available on each teachers' Google Classroom or can be found by clicking here: [Locker Repair Form](#) . Students should complete the form and our staff will assist in ensuring the locker is working appropriately. Students who have trouble with their combination, should speak with their School Counselor.

3. Sharing Lockers

Lockers are a secure space to keep personal belongings. Students are not permitted to share their locker or combination with anyone.

4. Gym Lockers

Gym lockers will be assigned by students' physical education teachers at the beginning of the school year. Gym lockers are a secure space to keep personal belongings while in physical education. Students should secure their belongings in their gym locker, and not on a bench or the floor of the locker room. The locker room is not locked and multiple classes have access to the space.

I STILL HAVE QUESTIONS...

I still have a question about...	For the answer, contact...
How to find assigned locker	Teacher or School Counselor
Locker trouble	Locker Repair Form or School Counselor

COUNSELING CENTER

The Counseling Center is the main “hub” in the front of the building. Students should feel comfortable to visit whenever they have a question. Listed below are the School Counselors, School Social Workers, School Psychologists and their respective email addresses.

[Click here](#) to visit the Counseling Center website for the most up-to-date information on events, opportunities and happenings:

School Counselors

Mrs. Kregler, Director of Counseling	nkregler@commack.k12.ny.us
Mr. Schwartz, Lead Counselor	mschwartz3@commack.k12.ny.us
Mrs. Denton, 6th Grade Counselor	kdenton@commack.k12.ny.us
Mrs. Nicols, 6th Grade Counselor	cnicols@commack.k12.ny.us
Mr. DiLorenzo, 7th Grade Counselor	jdilorenzo@commack.k12.ny.us
Mrs. Pihlkar, 7th Grade Counselor	dpihlkar@commack.k12.ny.us
Mrs. Marino, 8th Grade Counselor	jmarino@commack.k12.ny.us
Mrs. Neibloom, 8th Grade Counselor	nneibloom@commack.k12.ny.us

School Psychologists

Ms. Ciccotta	sciccotta@commack.k12.ny.us
Ms. D’Orio	ldorio@commack.k12.ny.us
Dr. Pata	apata@commack.k12.ny.us
Dr. Rappaport	erappaport@commack.k12.ny.us
Ms. Rizzo	jrizzo@commack.k12.ny.us

School Social Workers

Mrs. Klingman	kklingman@commack.k12.ny.us
Mrs. Schleisner	aschleisner@commack.k12.ny.us

1. The Role of the Middle School Counselor

- Guide students in transition from elementary to middle school and from middle school to high school
 - Advise students on academic planning
 - Monitor academic progress
 - Support students' social-emotional well-being
 - Provide career guidance
 - Facilitate special programs for students
-

2. Appointments

Appointments should be scheduled during a student's non-academic class period. To make an appointment, students can:

- Visit the Counseling Center during homeroom, ELO, lunch period or after school
 - Fill out the google form – [Click here](#)
-

3. Useful Links for Students

- [Naviance login](#) – For college searches and career interest inventories
- [6th Grade Curriculum Guide](#) – For information 6th grade courses
- [7th and 8th Grade Curriculum Guide](#) – For information 7th and 8th grade courses
- [Mental Health Resources](#) – Child in Crisis support

I STILL HAVE QUESTIONS...

I still have a question about...	For the answer, contact...
CMS Counseling Center	School Counselor or CMS Counseling Center Webpage
How to get Working Papers -Student must be 14 or older	Working Papers Website

TECHNOLOGY FOR FAMILIES

Portal Information: To view grades, attendance, schedules, direct messages and more.

- **Parent Portal:** For Help or to Obtain a Parent Portal Activation Key, please email a request to parentportal@commack.k12.ny.us. Be sure to include your name, your child's name, your child's birthday, and the school he or she attends.
-

Network Log in: Your username and password will be communicated to you by your

counselor. · Any issues please email CMSGoogleSupport@commack.k12.ny.us

· If you type your username and password incorrectly more than twice, your account will be locked for 15 minutes. There are no staff members in the building that can unlock your account.

Microsoft Office 365: (Word, PowerPoint, Excel, Outlook *Email*)

· Username@commack.k12.ny.us (your network username)

· Password – Same as your network password

Google Classroom:

· Username@commack.k12.ny.us (your network username)

· Password – Your initial password is the same as your network password. The system will prompt you to change it on a regular basis.

· Please refer to the How-to Guides located on the [District Website](#)

· Any issues please email: CMSGoogleSupport@commack.k12.ny.us

Wireless Network:

Students have access to Comstudent network only for personal devices. Do not attempt to connect to Comprivate, Compublic or Comstaff. School issued devices will automatically connect to the appropriate network. Use your network login information to connect.

Chromebook Assistance:

For Chromebook help or damage, students can visit the Chromebook Café during lunch or ELO Period. Ask your homeroom teacher or school counselor where to go for help.

New Parent Login:

Logging in from a Web Browser

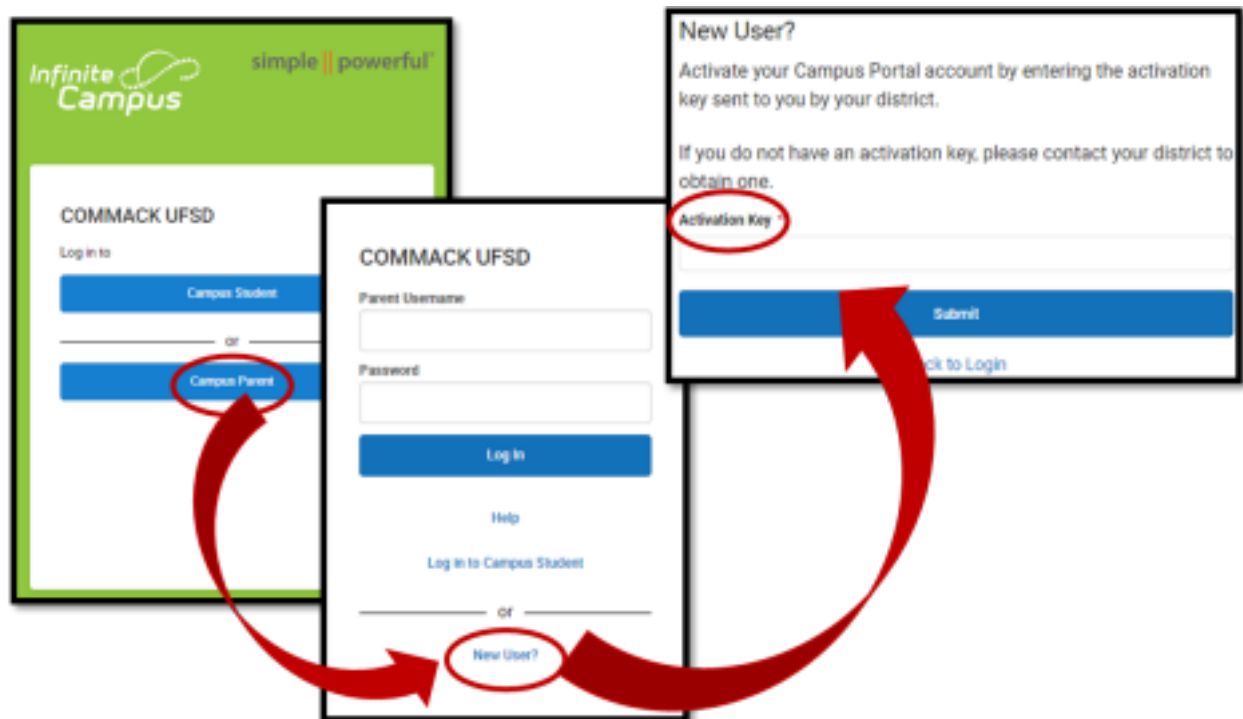
Students and parents have different login pages.

1. Visit <https://campus.commack.k12.ny.us/campus/portal/commack.jsp>
2. Click either **Campus Parent** or **Campus Student**.
3. Enter the **Username** and **Password** provided by your school.
4. Click **Log In!**

Have an Activation Key?

Your school may provide you with an Activation Key. Use this key to create your own user account. To request an activation key, please email ParentPortal@commack.k12.ny.us.

1. If using a web browser, visit <https://campus.commack.k12.ny.us/campus/portal/commack.jsp>
2. Click **Campus Parent**.
3. Click **New User?**
4. Enter your **Activation Key** in the space provided and then **Submit**.
5. Enter a **Username** and **Password** and click **Submit**.



Accessing the Parent Portal Campus Backpack:



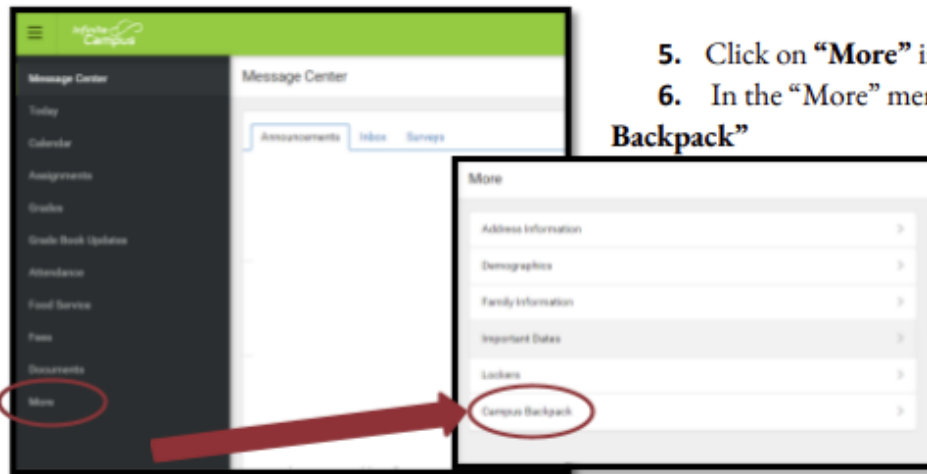
1. To access the portal, enter the following url in your web browser and hit Enter:

<https://campus.commack.k12.ny.us/campus/portal/parents/commack.jsp>

2. Select “Campus Parent” if it prompts you

3. If you do not have a Parent Portal account, email ParentPortal@commack.k12.ny.us to receive an access key.


4. Next, you will see the following screen:



5. Click on “More” in the left hand menu.

6. In the “More” menu, click “Campus Backpack”

7. A new window will pop up with all of your student’s available documents. If you have multiple students, they will all appear together on the same screen.

Student Name	Document Name	Published Date	Acknowledged	View
				

8. Select the PDF icon to open the document.

Troubleshooting Tips:

- If the Campus Backpack window or the document file do not open, please check your browser’s settings and ensure that pop-ups for this site are not being blocked.
- We recommend using Google Chrome as the browser.
- Ensure your device is able to download and open PDF files.


What can I find in the Campus Backpack

- Report Cards
- District posted letters
- Student Login Information

If you are unable to access the campus backpack after following these instructions, please email parentportal@commack.k12.ny.us

Logging into Google Classroom:

1. To access your child's Google Classroom, click on the Google Classroom icon located on the Commack School District Website (www.commack.k12.ny.us) or enter the following url in your web browser and hit enter: www.classroom.google.com



2. Click "Go to Classroom"



3. Enter your child's username and click "Next". Example: username@commack.k12.ny.us



4. Enter your network password and click "Next".

Network password can be found in the Parent Portal in the Campus Backpack.



Troubleshooting Tips:

If you are signed in to multiple Google Accounts and need to switch to the Commack Google account that is used with Classroom:

If you are unable to access the Google Classroom after following these instructions, please email parentportal@commack.k12.ny.us

- At the top, click your profile image or initial.
- Select your child's Commack Google account.

LUNCH & THE CAFETERIA

1. Student Lunches/ “Split” Lunch Program:

Students will be assigned a lunch period noted as either “Gold” or “ White” on their schedules

- **Students with “Gold” Designation:**

- Will report to the cafeteria for the first part of the period in order to participate in food service/lunch.
- After approximately 20 minutes, students with the “Gold” designation will report to recess/recreation.

- **Students with “White” Designation:**

- Will report directly to recess/recreation.
- After approximately 20 minutes, students with the “White” designation will report to the cafeteria to participate in food service/lunch.

Please note that student lunch assignments will not change throughout the year.

Designation	First Half/Second Half “Splits”
Gold	1st half of the lunch period
White	2nd half of the lunch period

2. Seating

Students will have the opportunity to adjust their “Gold” or “ White” designation, after the conclusion of the first week of school. The process for doing so will be discussed with students during their assigned lunch period. If approved, parents/guardians will be notified via school messenger regarding changes to their child’s schedule.

Students interested in a quiet space to read or complete school work will be permitted to report to the cafeteria, rather than outdoor recreation/recess. This location will be supervised by middle school staff and presents an additional option for students.

3. Lunch Chorus

The Lunch Chorus program will commence toward the end of September. Students enrolled in the Lunch Chorus program will report to the Chorus Room (A-9) during their designated “Recess” time. (see table above).

4. Purchasing Lunch

Students may charge their lunch at any time. Students will be provided with a school lunch card with a barcode to present at the cafeteria registers.

5. Library & Computer Lab Passes

It is expected that students will remain in the Cafeteria for their entire lunch period. However, if a student would like to go to the Library or Computer Lab they will need a pass/staff approval to do so:

- Library - if space permits, students may go to the Library during lunch, students will need a pass. Passes can be obtained the morning of lunch from the receptionist in the Library.
 - Computer Lab - if space permits, students can obtain a pass to either the “E” House, “D” House, or “C” House computer lab. Passes for any of the computer labs can be obtained by visiting the computer lab during homeroom. Students will report to the computer lab **after** they eat (food is not permitted in any computer lab).
-

I STILL HAVE QUESTIONS...

I still have a question about...	For the answer, contact...
Ordering and charging lunch	Infinite Campus Payment Support, 631-912-2052
“Gold”/”White” designation	School Counselor, 631-858-3535

ARRIVAL TO SCHOOL & EARLY PICK UP

1. Entrance to School

There are three main entrances to Commack Middle School based on the way your child arrives to school:

- Students who take the bus to school will enter through the back of the building.
 - Students who take a van to school will enter through the west side of the building, by the “E” House.
 - Students who get driven to school will enter through the front of the building.
-

2. Late Arrive

For students who are arriving to school after the school day has started, please follow these steps:

1. Student’s parent/guardian should write a note explaining the lateness and when the student arrives at school they should hand it to the Attendance staff.
 2. Students will be issued a late pass to provide to their teacher and their attendance in Infinite Campus will be updated.
 3. Students will report directly to their scheduled class based on the time they arrive at CMS.
-

3. Early Dismissal

For students who are leaving before the end of the scheduled school day:

1. Student’s parent/guardian will go to the Main Office window (“the bubble”) to request that the student be excused from school. Parents/guardians must provide photo ID to security upon arrival.
 2. Students will be called to the bubble and officially released when their parent/guardian has signed them out.
 3. Students who return before the end of the school day, are to go directly to the Main Office window to be readmitted.
-

I STILL HAVE QUESTIONS...

I still have a question about...	For the answer, contact...
Bus assignment	Transportation Office, 631-912-2020
Leaving school early	Attendance Office, 631-858-3555/631-858-3556

DISMISSAL FROM SCHOOL

1. Exits

After the last bell, students are expected to exit the building unless they are staying after for an organized club/school activity or athletic practice/contest. Students may use any exterior door to exit the building. Students who are riding the bus will find buses in two rows in the back of the building. There is an order that is posted by the back doors. Students who are being picked-up can arrange for their ride to meet them in the front of the building.

2. Temporary Bus Passes

Students wishing to obtain an alternate bus pass should report with a written note from a parent/guardian to their house office or Counseling Center during homeroom. Transportation will be contacted and the student will be informed if they are permitted to ride on a different bus for the day. The student will be able to contact their parent/guardian if there is no space available.

3. Late Buses

For students who stay after and would like to take the late bus home, transportation will be available. Late buses have been scheduled at approximately 3:40 and 5:00pm to transport children who have stayed late at school to participate in extra-help classes, clubs, activities, or athletic events. Please be advised that the late buses make fewer stops than the regular bus. Bus stops are not the same as the daily buses; Middle School late buses are A,B,C,D. Late Buses leave from the front of the building. Stops for each route are posted by the Main Office window (“the bubble”), Counseling Center, and rear the front and back doors. Students who are being picked-up can arrange for their ride to meet them in the back of the building.

I STILL HAVE QUESTIONS...

I still have a question about...	For the answer, contact...
Late bus and stop	Transportation Office, 631-912-2020

QUICK LINKS & CONTACT INFORMATION

Quick access to...	
CMS Main Office	631-858-3500
CMS Attendance	631-858-3555/631-858-3556
CMS Health Office	631-858-3511/631-858-3510/631-858-3678
CMS Counseling Center	631-858-3535
Transportation	631-912-2020
CMS Webpage	CMS Website
CMS Counseling Center Webpage	CMS Counseling Center Webpage
CMS Counseling Center Appointment Request	Counselor Appointment Request
CMS Announcements	CMS Announcements
CMS Locker Repair Form	Locker Repair Form
CMS Clubs & Activities	CMS Clubs
6th Grade Curriculum Guide	6th Grade Curriculum Guide
7th & 8th Grade Curriculum Guide	7th and 8th Grade Curriculum Guide
Mental Health Resources	Mental Health Resources
Chromebook & Google Assistance	Chromebook and Google Assistance Email: CMSGoogleSupport@commack.k12.ny.us
Parent Portal Help Email:	Email: parentportal@commack.k12.ny.us