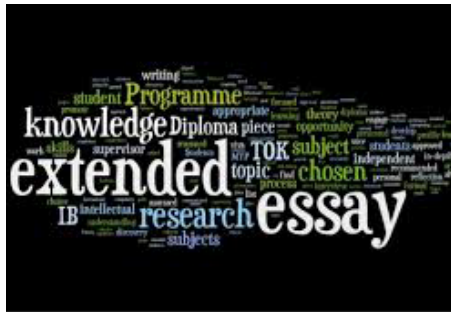


Commack High School Library

Extended Essay Research Brochure



This guide will help you:

- Choose a topic
- Narrow your research question
- Find sources in the CHS Library and beyond
- Cite sources appropriately to maintain academic integrity
- Organize your research



Scan Me!

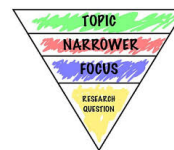


QR1

Choosing a Topic Checklist

- ✓ Does the **topic interest you?** (You're going to live with it for a while!)
- ✓ **Brainstorm...** Do you have a **strong opinion** about a topic? Is there a **news story** or a **topic in class** you want to know more about?
- ✓ Consult online encyclopedias like Wikipedia, *World Book* and *Britannica Online* for **background information**.
- ✓ Is your topic **too narrow?** – You may not be able to find enough sources. **Too broad?** – You may not be able to cover it in 4,000 words,
- ✓ Write a list of **keywords** that describe your topic. Use when searching for books or articles on online databases.

Narrowing a Research Question



Scan or click **QR2** for exercises designed to test your ability to select a good research question.



QR2

Finding Sources



Search the CHS Library Destiny Catalog

- Conduct a **keyword search** in *Destiny* to locate books on your topic.
- Check under **"Copy Categories"** – **"New Books 2019-2020"** and **"18-19"**, for current non-fiction sources.
- **"TitlePeek"** for in-depth descriptions about a title.
- Check the **"Explore!"** tab for other sources in your subject area.

Search beyond our library for more in-depth research:

- Search your **public library catalog**. You can request books from any Suffolk County library.
- **"Live-Library"** offers **many additional databases**. Create an account with your library card.
- Request a **NYPL card** to access scholarly databases **from home**.
- **Primary sources?** Select "Primary Sources" or "Historical Documents" in the results section of online database(s).

Citing Sources and Academic Integrity

- ✓ Your essay should contain **your own ideas**, as well as the facts, quotations, data and insights **of other authors**, gathered from a **variety of sources**.
- ✓ Choose a style that is **appropriate** for your subject. **Be consistent!**
- ✓ **Include a bibliography** at the end of your essay, and – depending on the style– **footnotes** or **in-text citations**.
- ✓ Scan/click on **QR3** to access the CHS Destiny homepage **"Citation Tools."** Here you will find links for APA, Chicago and MLA style citation and formatting.



Academic Integrity:

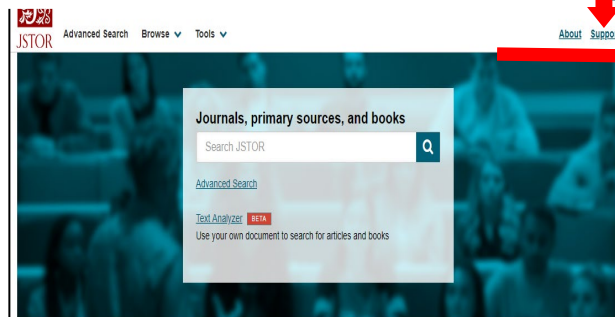
Plagiarism, even when accidental, is a serious academic and ethical violation of trust. Click on the link below to review how to quote, paraphrase and cite accurately.

[Stony Brook University Libraries Academic Integrity Guide](#)

Organizing your Research

Do not lose your work!

- Save this brochure and ALL of your work and research in an **EE folder** in **OneDrive**.
- Create and save citations on **NoodleTools**.
- Create **personal folders** on **Databases** to save articles of interest.



Need Personal Assistance?

The CHS library is open from 7:00am to 3:30pm. You can reach Mrs. Libbey and Ms. Zinman in person, by email or phone at 631-912-2164.

alibbey@commack.k12.ny.us
izinman@commack.k12.ny.us

Subject Area Guidelines

The **EE Subject Area Guidelines** present the specific requirements and criteria for your topic. Consult Dr. Jeziorski's website under *Extended Essay* for these guidelines. Please ask a librarian if you would like to view samples EE essays that exemplify these requirements.

Scan the QR3 code to Access the CHS Library Homepage for links to...

- *Citation Tools*
- *Academic Integrity*
- *Public Libraries*
- *Primary Source Collections*
- *IB Resources*



QR3

