




# How to Borrow Audiobooks

## *You will need the following:*

- A Commack Library Card
- The *OverDrive app* downloaded to your device, available for free through the App Store. 
- A valid e-mail address to receive hold notifications.
- The password for your library card account. You need to create your personal password.

# *Download and Install The OverDrive App*

- Once you have downloaded the Overdrive app, open the app and follow the prompts to create an OverDrive account
- [Click here to see a Snapshot of what an audiobook might look like.](#)
- Open your e-mail and find the confirmation for your OverDrive account.
- Click the link in the message to verify your e-mail address and complete the OverDrive registration.
- Your device will now be authorized to download audio books.




# How to Connect to your Library's OverDrive Website

- Open the Home menu on the OverDrive app by ***swiping from left to right***.
- Tap ***Add a Library*** and type your library's name in the search box. Tap ***Search***.
- Once you see your library's name, tap it and then tap ***Live-Library.com*** to save this selection to your device.
- Tap ***Live-Library*** to connect to the Library's OverDrive website.

# Sign in to OverDrive

- Tap ***Sign in***.
- Select your library from the drop down menu.
- Enter the **barcode** found on your library card.
- Enter your password.
- Tap ***sign in***, if the app requests this again.

## *Set your Lending Periods*


- Tap the  on the right side of the screen and tap ***My Account***.
- Tap ***Settings***.
- Tap to set the lending period. Audiobooks can be borrowed for 7, 14 or 21 days.

# How to Search for a Audiobook

- Open the OverDrive app and sign in.
- Type the ***title or author*** in the search box and tap ***Search***.
- If the book is available as an audiobook, you will see a symbol that looks like headphones. If not, it is a read-only book to be read as an ebook on your device.
- If the book is available to borrow, tap ***Borrow***. Go to ***Loans*** and tap ***Download MP3 Audiobook***. In the upper left corner you will see a number in a red circle-these are files to be downloaded. Once the circle disappears, the download is complete.
- If the book displays a wait list, tap ***Place a Hold***. You will receive an email notification when it is available for you to borrow it.


# How to Listen and Return an Audiobook

To listen to the audiobook, open the **OverDrive app**.

- Tap the  in the upper left corner.
- Tap **Bookshelf** to find your book and tap its cover to begin listening.

---

To return the audiobook , open the **OverDrive app**.

- Tap the  in the upper left corner.
- Tap **Bookshelf** to find your book and tap and hold the cover.
- Tap **Return to Library**. Tap **Return** to confirm.
- If you do not manually return the Audiobook, it will automatically be returned according to the amount of time you have set for the lending period.
- If you have any questions, please speak to the reference librarian at your public library.